

**PUMP INFORMATION**

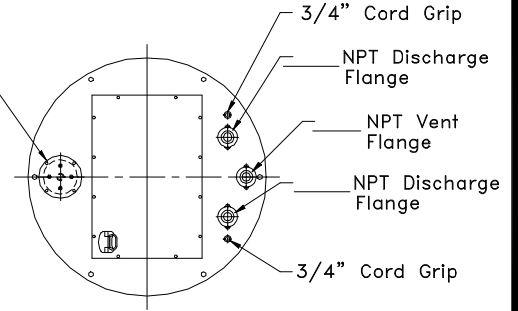
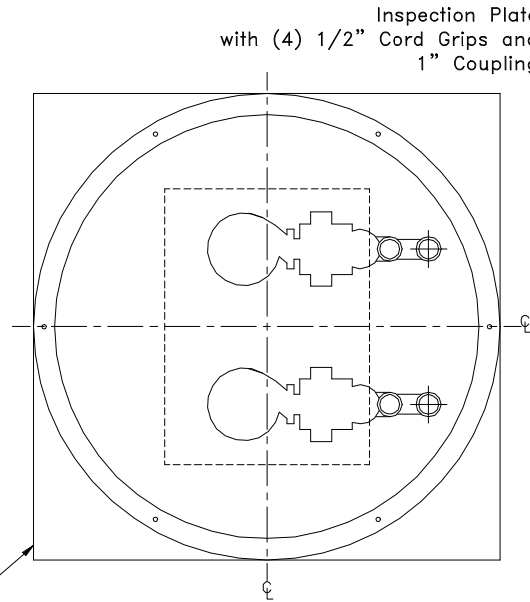
- Type:  Sump Pump(s)  
 Grinder Pump(s)  
 Non-Clog Pump(s)

Model NO: \_\_\_\_\_  
 Rating: \_\_\_\_\_ GPM \_\_\_\_\_ TDH  
 Motor: \_\_\_\_\_ HP \_\_\_\_\_ RPM  
 Elec: \_\_\_\_\_ PH \_\_\_\_\_ HZ \_\_\_\_\_ v  
 Elec: \_\_\_\_\_ FL AMPS

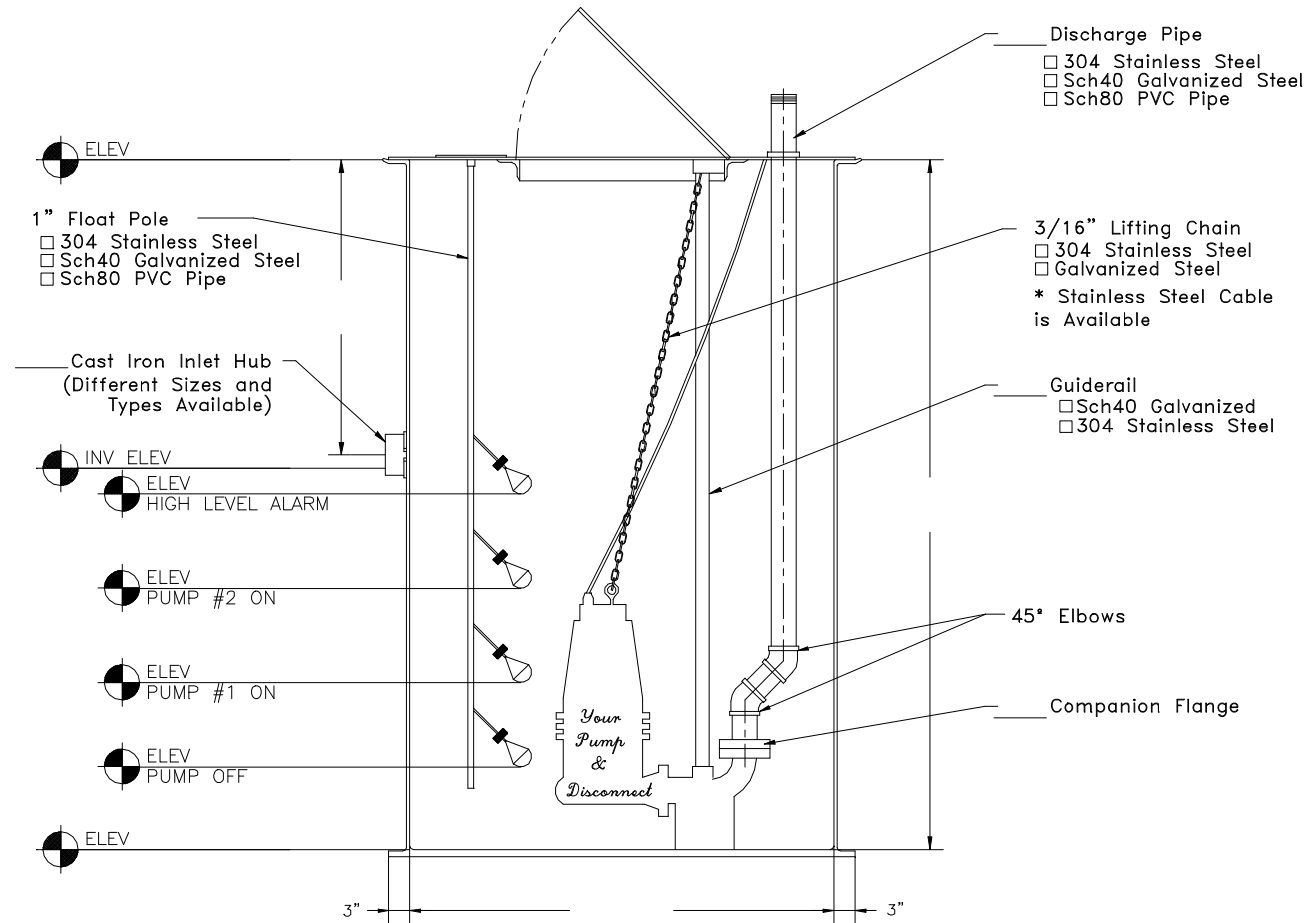
**DISCHARGE PIPE**

- 304 Stainless Steel  
 Sch40 Galvanized Steel  
 Sch80 PVC Pipe  
 1 1/4"  
 2"  
 3"

- Anti-Floatation Flange  
 Fiberglass Encapsulated  
 ASTM A-36 Square Steel  
 Round Fiberglass  
 None



- Gas Tight Hatch Cover**  
 Fiberglass  Aluminum  Steel



ELEV

- 1" Float Pole  
 304 Stainless Steel  
 Sch40 Galvanized Steel  
 Sch80 PVC Pipe

- Discharge Pipe  
 304 Stainless Steel  
 Sch40 Galvanized Steel  
 Sch80 PVC Pipe

- 3/16" Lifting Chain  
 304 Stainless Steel  
 Galvanized Steel  
 \* Stainless Steel Cable is Available

- Guiderail  
 Sch40 Galvanized  
 304 Stainless Steel

45° Elbows

Companion Flange

INV ELEV

ELEV HIGH LEVEL ALARM

ELEV PUMP #2 ON

ELEV PUMP #1 ON

ELEV PUMP OFF

ELEV

3" 3"

**INDUSTRIES**  
**TOPP**  
 INCORPORATED

Prefabricated Fiberglass  
 Duplex Lift Station  
 Reference: Duplex Base Elbow  
 Top Discharge

Scale: None  
 Drawn By: RM  
 App'd By: .  
 Date: 05/16/03

This print is and contains confidential proprietary information owned exclusively by TOPP INDUSTRIES, INC. It is furnished on a strictly confidential basis. This restriction includes, but is not limited to the condition that this print will not only be used as a record or to identify or inspect parts or for other information purposes and will not be used to manufacture or procure the manufacture of the items shown in this print by any other source than TOPP INDUSTRIES, INC.

Highway 25 North P.O. Box 420  
 Rochester, IN 46975  
 Phone: 800/354-4534 Fax: 574/223-6106

Supersedes Prints  
 Prior To: 05/16/03

Reference No: 10146

**Revisions**

Ⓐ	First Released.